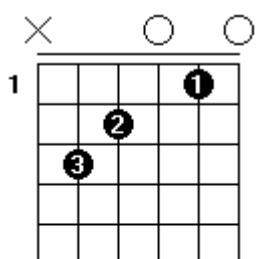


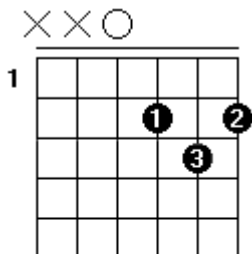
LISTE DES PRINCIPAUX ACCORDS

C



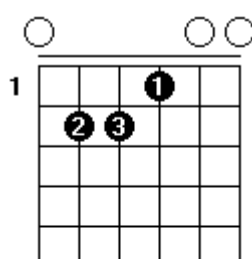
T	0
A	1
B	2
G	3
D	2
E	1
F	0

D



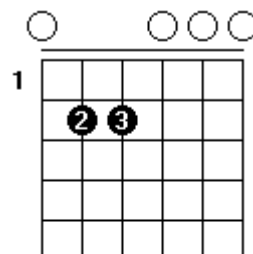
T	2
A	3
B	2
G	0
D	2
E	3
F	0

E



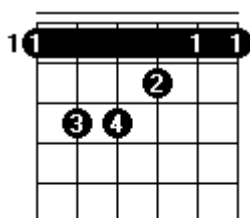
T	0
A	0
B	1
G	2
D	2
E	0
F	0

Em



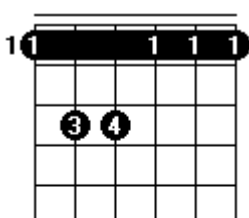
T	0
A	0
B	2
G	2
D	2
E	0
F	0

F



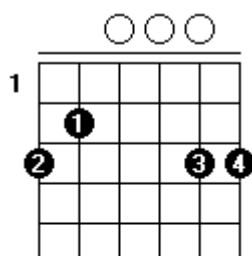
T	1
A	1
B	2
G	3
D	3
E	4
F	1

Fm



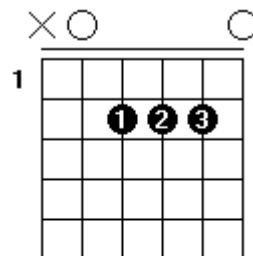
T	1
A	1
B	3
G	3
D	4
E	1
F	1

G



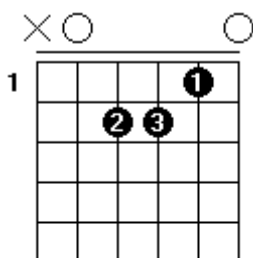
T	3
A	0
B	0
G	0
D	2
E	2
F	3

A



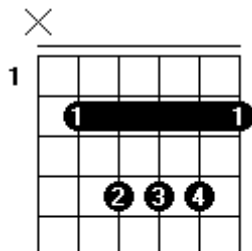
T	0
A	2
B	2
G	2
D	1
E	0
F	x

Am



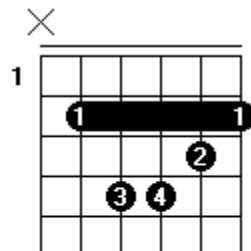
T	0
A	1
B	2
G	2
D	1
E	0
F	x

B



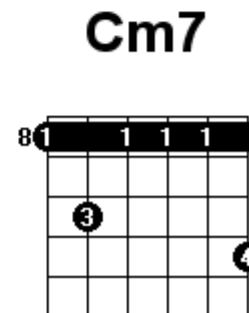
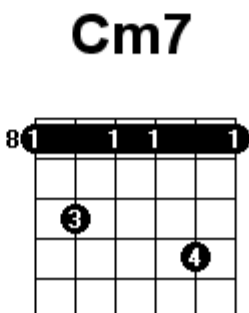
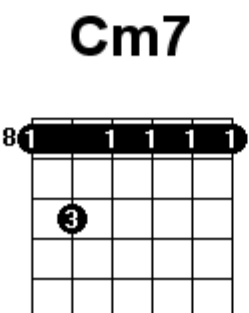
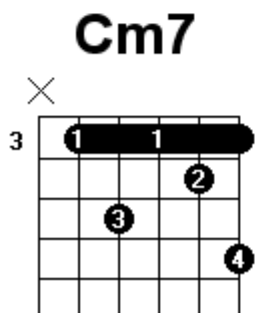
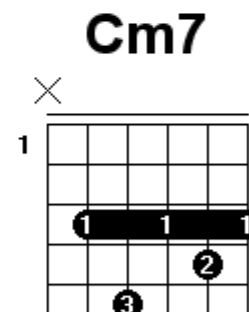
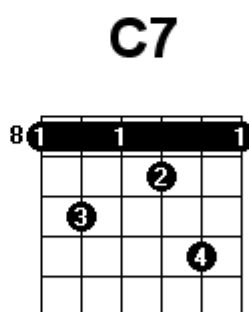
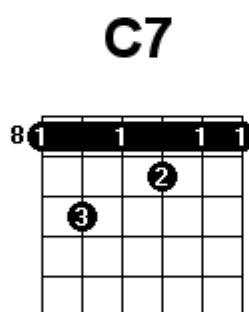
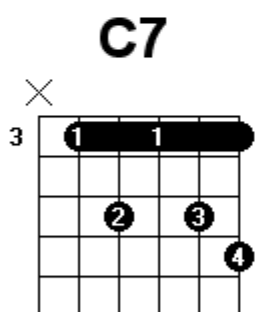
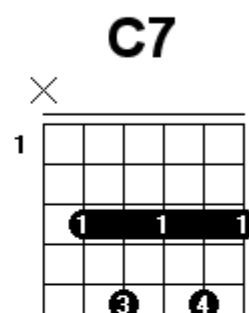
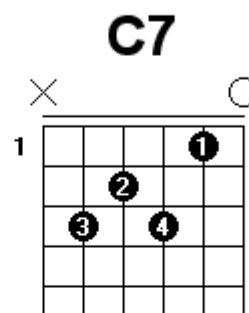
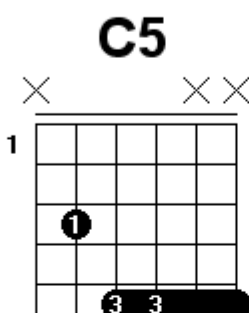
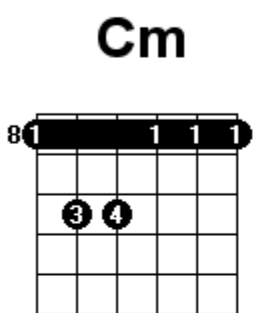
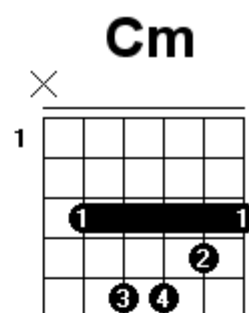
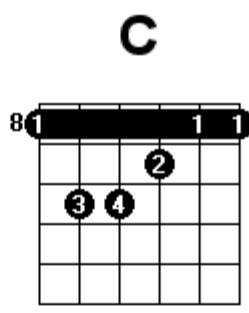
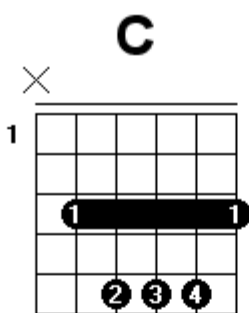
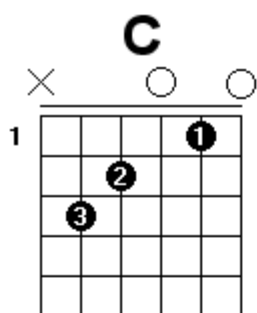
T	2
A	4
B	4
G	4
D	4
E	1
F	x

Bm



T	2
A	3
B	4
G	4
D	4
E	2
F	x

LES ACCORDS DE DO



LES ACCORDS DE DO DIÈSE

C# - Db **C# - Db** **C# - Db** **C#m - Dbm**

The first diagram shows a C#-Db chord with a barre at the 1st fret, fingers 1, 2, 3, 4 on strings 2, 3, 4, 5 respectively. The second diagram shows a C#-Db chord with a barre at the 4th fret, fingers 1, 2, 3, 4 on strings 1, 2, 3, 4 respectively. The third diagram shows a C#-Db chord with a barre at the 9th fret, fingers 1, 2, 3, 4 on strings 1, 2, 3, 4 respectively. The fourth diagram shows a C#m-Dbm chord with a barre at the 4th fret, fingers 1, 2, 3, 4 on strings 1, 2, 3, 4 respectively.

C#m - Dbm **C#5 - Db5** **C#7 - Db7** **C#7 - Db7**

The first diagram shows a C#m-Dbm chord with a barre at the 9th fret, fingers 1, 1, 1, 1 on strings 1, 2, 3, 4 respectively, and fingers 3, 4 on strings 5, 6 respectively. The second diagram shows a C#5-Db5 chord with a barre at the 4th fret, finger 1 on string 1, and a barre with finger 3 on strings 2, 3, 4. The third diagram shows a C#7-Db7 chord with a barre at the 4th fret, fingers 1, 1, 1 on strings 1, 2, 3, and fingers 3, 4 on strings 5, 6. The fourth diagram shows a C#7-Db7 chord with a barre at the 4th fret, fingers 1, 1 on strings 1, 2, finger 2 on string 3, finger 3 on string 4, and finger 4 on string 6.

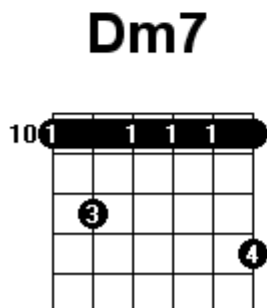
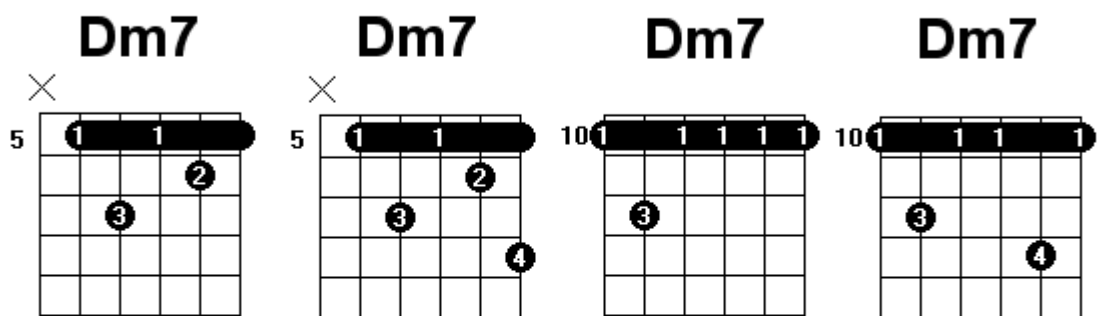
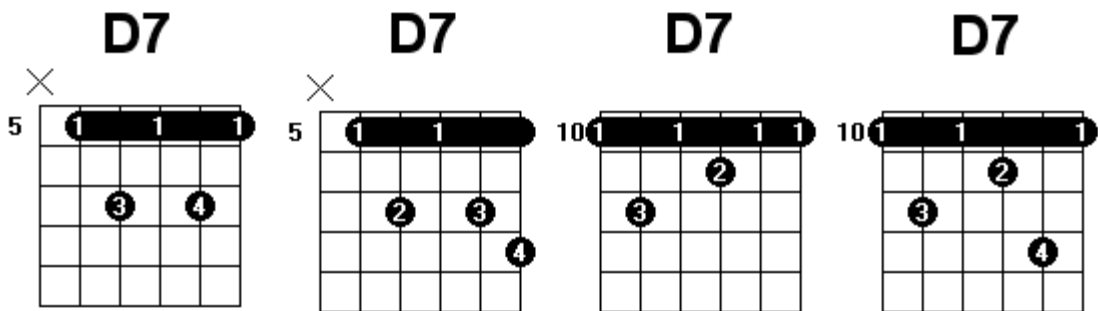
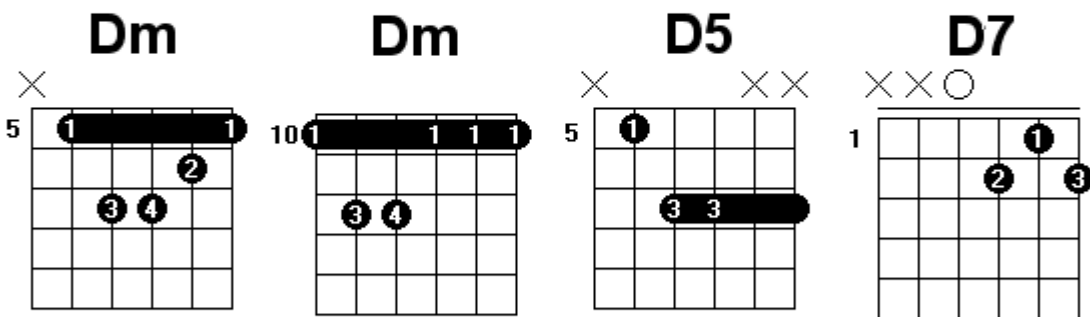
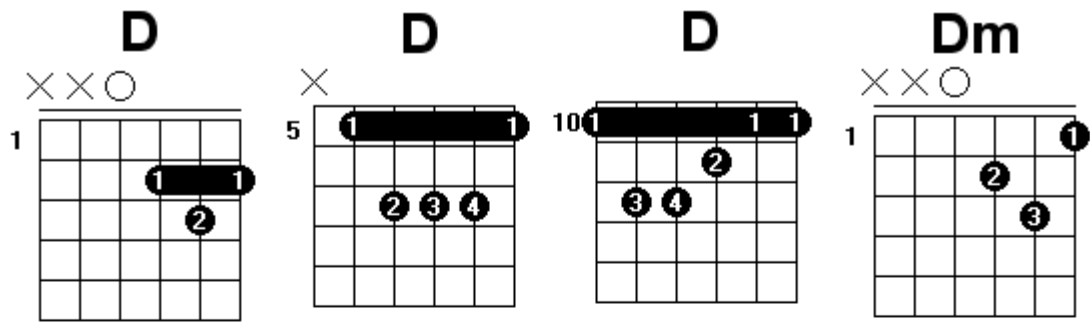
C#7 - Db7 **C#7 - Db7** **C#m7 - Dbm7** **C#m7 - Dbm7**

The first diagram shows a C#7-Db7 chord with a barre at the 9th fret, fingers 1, 1, 1, 1 on strings 1, 2, 3, 4, and finger 2 on string 5. The second diagram shows a C#7-Db7 chord with a barre at the 9th fret, fingers 1, 1, 1 on strings 1, 2, 3, finger 2 on string 4, and finger 4 on string 6. The third diagram shows a C#m7-Dbm7 chord with a barre at the 4th fret, fingers 1, 1 on strings 1, 2, finger 3 on string 3, and finger 2 on string 4. The fourth diagram shows a C#m7-Dbm7 chord with a barre at the 4th fret, fingers 1, 1 on strings 1, 2, finger 3 on string 3, finger 2 on string 4, and finger 4 on string 6.

C#m7 - Dbm7 **C#m7 - Dbm7** **C#m7 - Dbm7**

The first diagram shows a C#m7-Dbm7 chord with a barre at the 9th fret, fingers 1, 1, 1, 1 on strings 1, 2, 3, 4, and finger 3 on string 5. The second diagram shows a C#m7-Dbm7 chord with a barre at the 9th fret, fingers 1, 1, 1 on strings 1, 2, 3, finger 3 on string 4, and finger 4 on string 6. The third diagram shows a C#m7-Dbm7 chord with a barre at the 9th fret, fingers 1, 1, 1 on strings 1, 2, 3, finger 3 on string 4, and finger 4 on string 6.

LES ACCORDS DE RÉ



LES ACCORDS DE RÉ DIÈSE

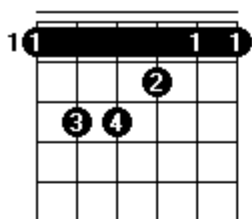
D# - Eb ×× 1 1 3 4	D# - Eb × 6 1 2 3 4	D# - Eb 11 1 2 3 4	D#m - Ebm × 6 1 2 3 4
D#m - Ebm 11 1 3 4	D#5 - Eb5 × × × × 6 1 3 3	D#7 - Eb7 × × × × 1 1 2 3 4	D#7 - Eb7 × 6 1 3 4
D#7 - Eb7 × 6 1 2 3 4	D#7 - Eb7 11 1 2 3 4	D#7 - Eb7 11 1 2 3 4	D#m7 - Ebm7 × 6 1 2 3
D#m7 - Ebm7 × 6 1 2 3 4	D#m7 - Ebm7 11 1 3 4	D#m7 - Ebm7 11 1 3 4	D#m7 - Ebm7 11 1 3 4

LES ACCORDS DE MI

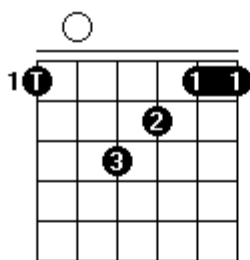
<p>E</p> <p>1</p>	<p>E</p> <p>7</p>	<p>Em</p> <p>1</p>	<p>Em</p> <p>7</p>
<p>E5</p> <p>1</p>	<p>E5</p> <p>7</p>	<p>E7</p> <p>1</p>	<p>E7</p> <p>1</p>
<p>E7</p> <p>7</p>	<p>E7</p> <p>7</p>	<p>E7</p> <p>12</p>	<p>Em7</p> <p>7</p>
<p>Em7</p> <p>7</p>	<p>Em7</p> <p>1</p>	<p>Em7</p> <p>1</p>	<p>Em7</p> <p>1</p>

LES ACCORDS DE FA

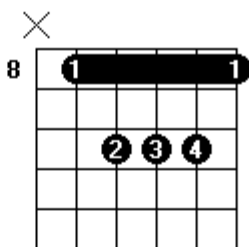
F



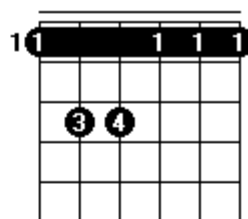
F



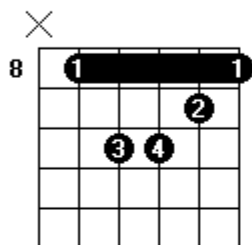
F



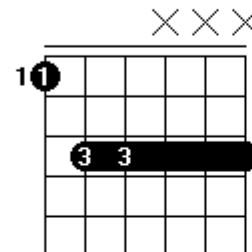
Fm



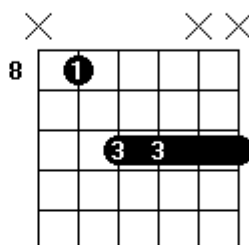
Fm



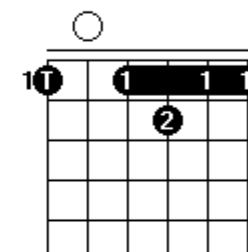
F5



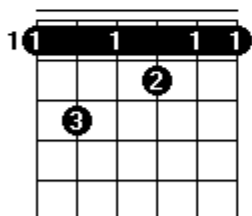
F5



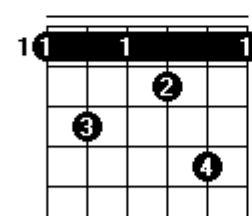
F7



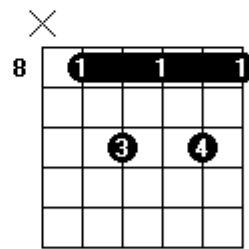
F7



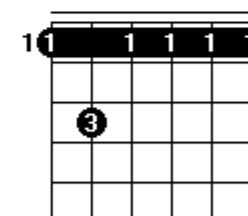
F7



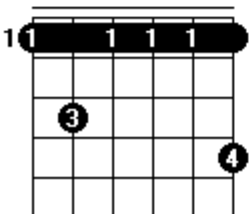
F7



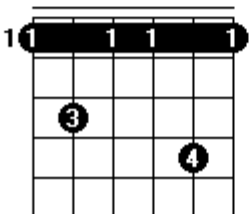
Fm7



Fm7

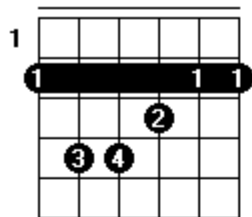


Fm7

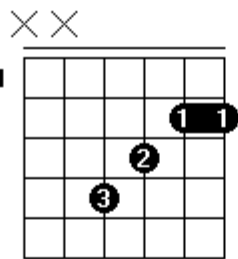


LES ACCORDS DE FA DIÈSE

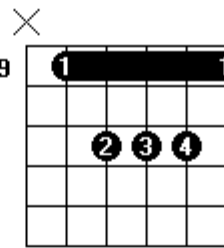
F# - Gb



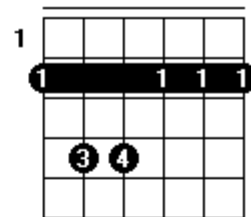
F# - Gb



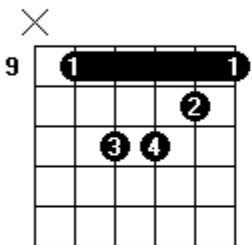
F# - Gb



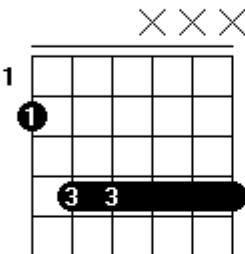
F#m - Gbm



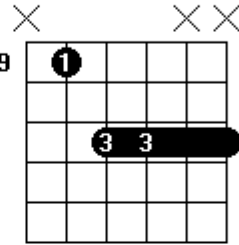
F#m - Gbm



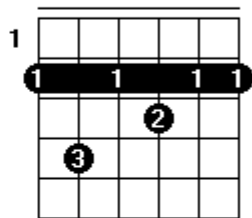
F#5 - Gb5



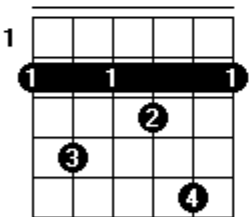
F#5 - Gb5



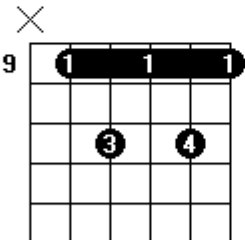
F#7 - Gb7



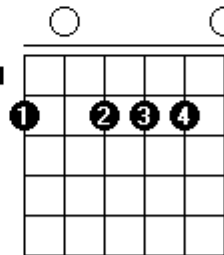
F#7 - Gb7



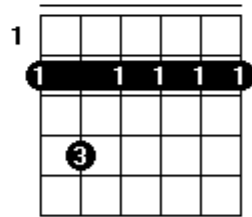
F#7 - Gb7



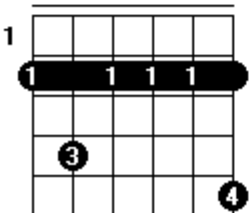
F#m7 - Gbm7



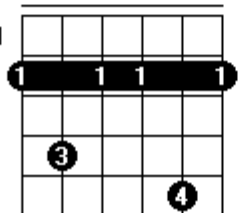
F#m7 - Gbm7



F#m7 - Gbm7



F#m7 - Gbm7



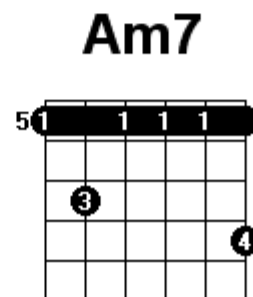
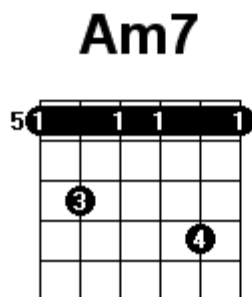
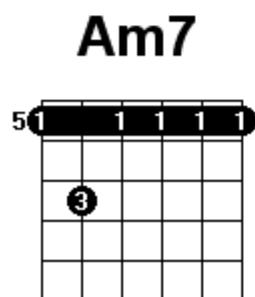
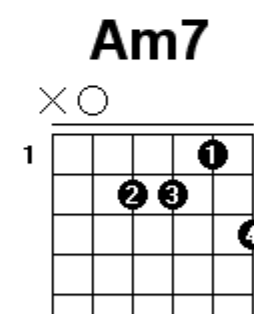
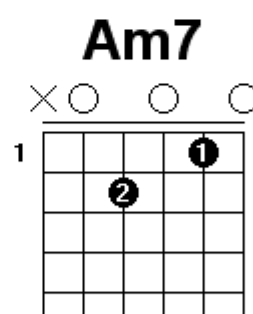
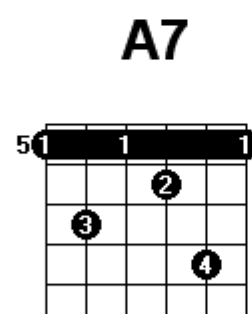
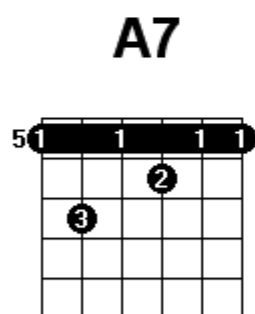
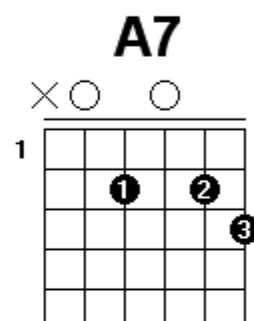
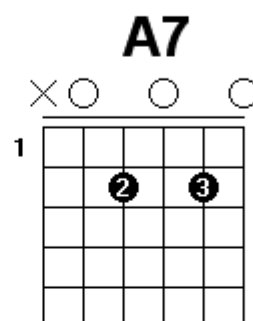
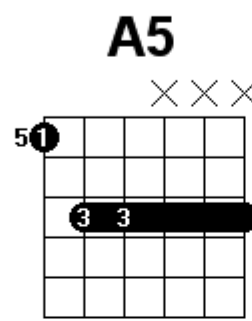
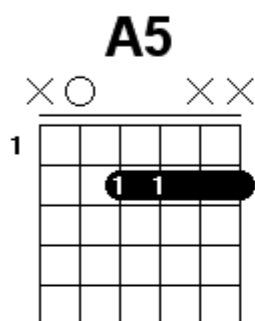
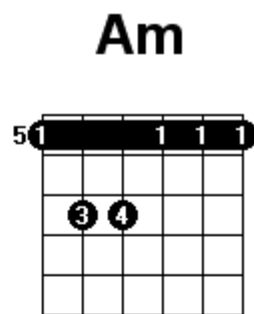
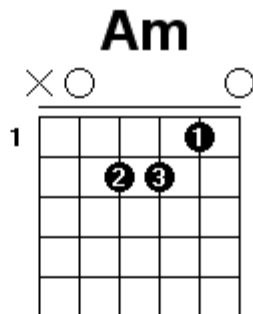
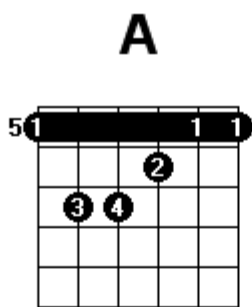
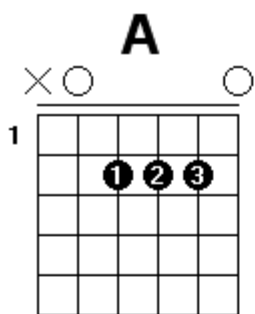
LES ACCORDS DE SOL

<p>G</p> <p>1 2 3</p>	<p>G</p> <p>1 2 3 4</p>	<p>G</p> <p>1 2 3 4</p>	<p>G</p> <p>10 1 2 3 4</p>
<p>Gm</p> <p>1 3 4</p>	<p>Gm</p> <p>10 1 2 3 4</p>	<p>G5</p> <p>1 3 3</p>	<p>G5</p> <p>10 1 3 3</p>
<p>G7</p> <p>1 2 3 1 1 1</p>	<p>G7</p> <p>1 1 1 1 3 2</p>	<p>G7</p> <p>3 1 1 1 2 4</p>	<p>G7</p> <p>10 1 1 1 3 4</p>
<p>Gm7</p> <p>1 1 1 1 3</p>	<p>Gm7</p> <p>3 1 1 1 3 4</p>	<p>Gm7</p> <p>3 1 1 1 3 4</p>	

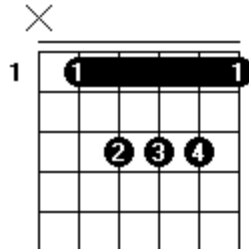
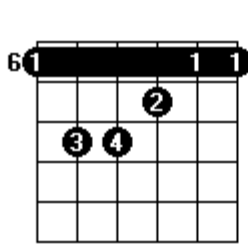
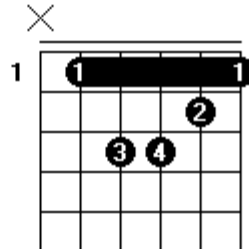
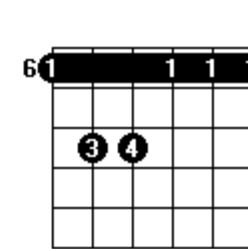

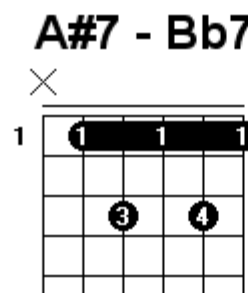

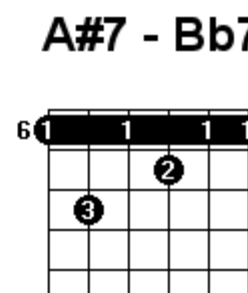

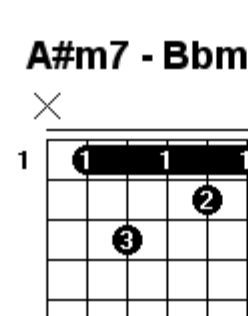
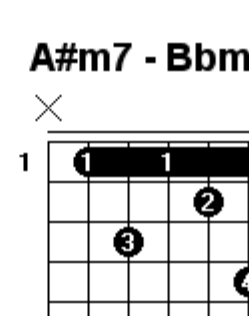
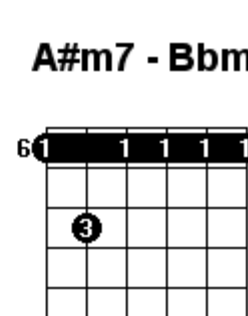
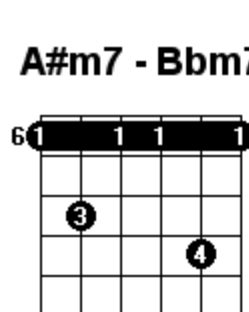
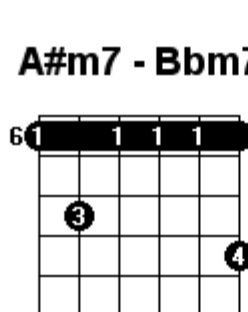
LES ACCORDS DE SOL DIÈSE

G# - Ab	G# - Ab	G#m - Abm	G#m - Abm
<p>4 1 1 1 2 3 4</p>	<p>11 1 1 1 2 3 4</p>	<p>4 1 1 1 3 4</p>	<p>11 1 1 1 2 3 4</p>
G#5 - Ab5	G#5 - Ab5	G#7 - Ab7	G#7 - Ab7
<p>4 1 3 3</p>	<p>11 1 3 3</p>	<p>4 1 1 1 2 3</p>	<p>4 1 1 1 2 3 4</p>
G#7 - Ab7	G#m7 - Abm7	G#m7 - Abm7	G#m7 - Abm7
<p>11 1 1 1 3 4</p>	<p>4 1 1 1 3</p>	<p>4 1 1 1 3 4</p>	<p>4 1 1 1 3 4</p>

LES ACCORDS DE LA



LES ACCORDS DE LA DIÈSE

A# - Bb × 	A# - Bb 	A#m - Bbm × 	A#m - Bbm 
A#5 - Bb5 × × × 	A#7 - Bb7 × 	A#7 - Bb7 × 	A#7 - Bb7 
A#7 - Bb7 	A#m7 - Bbm7 × 	A#m7 - Bbm7 × 	A#m7 - Bbm7 
A#m7 - Bbm7 	A#m7 - Bbm7 		

LES ACCORDS DE SI

<p>B</p>	<p>B</p>	<p>Bm</p>	<p>Bm</p>
<p>B5</p>	<p>B7</p>	<p>B7</p>	<p>B7</p>
<p>B7</p>	<p>B7</p>	<p>Bm7</p>	<p>Bm7</p>
<p>Bm7</p>	<p>Bm7</p>	<p>Bm7</p>	